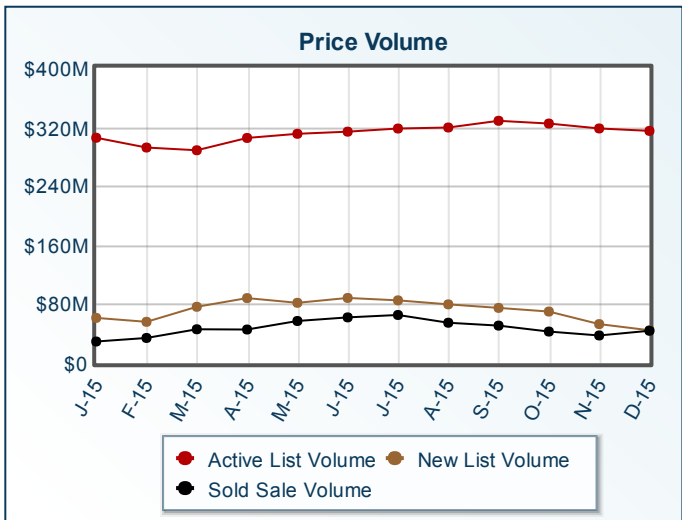
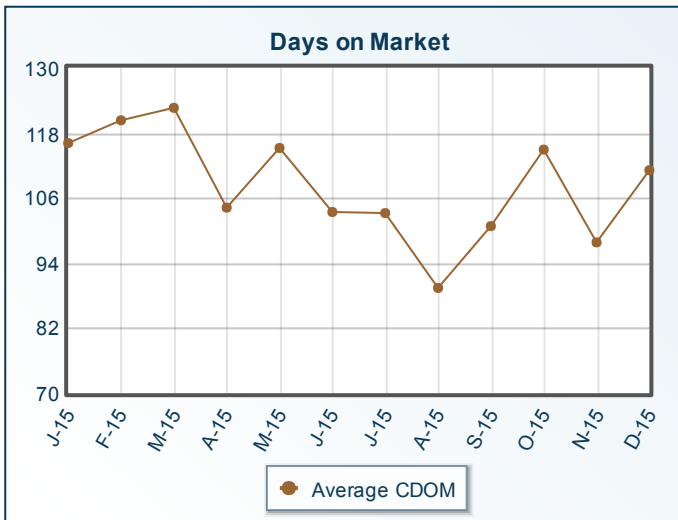
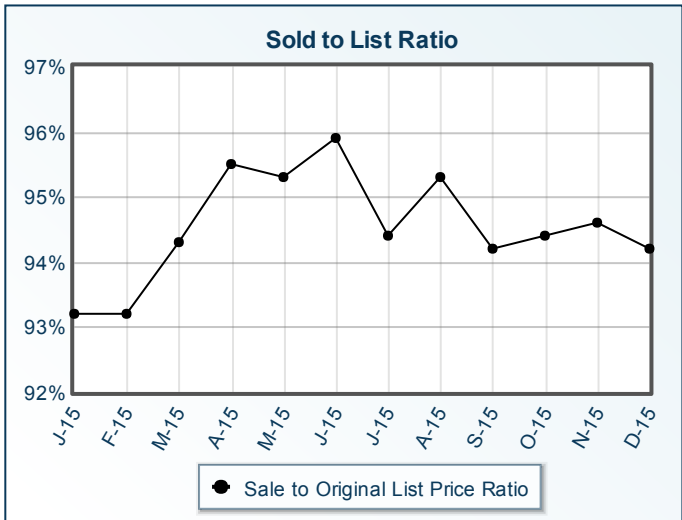
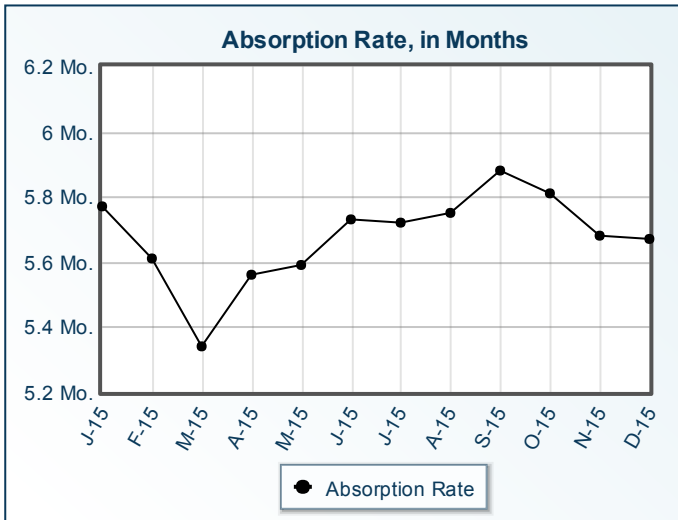
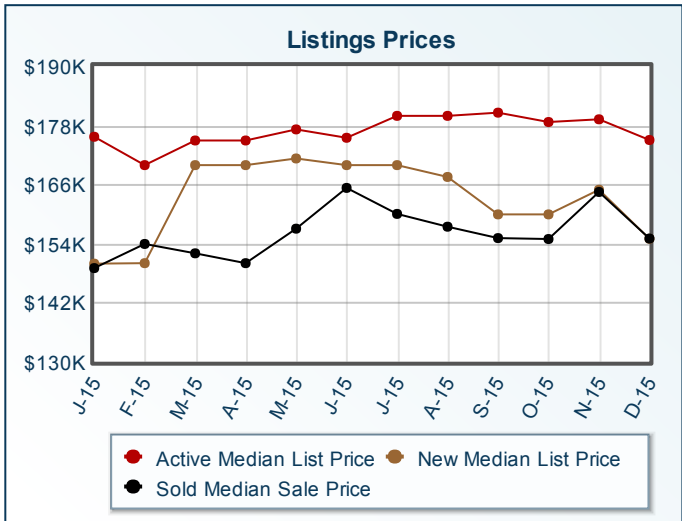
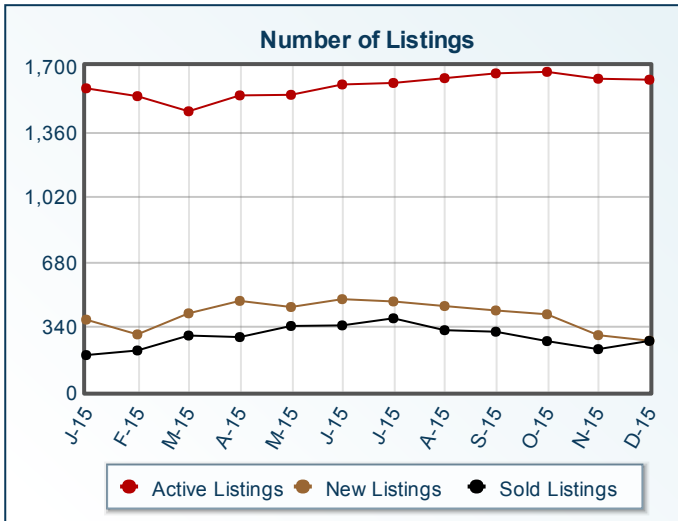


# Market Summary

Residential, December 2015



| Summary Statistics |           |           |        |           |           |        |
|--------------------|-----------|-----------|--------|-----------|-----------|--------|
|                    | Dec-15    | Dec-14    | % Chg  | 2015 YTD  | 2014 YTD  | % Chg  |
| Absorption Rate    | 5.67      | 6         | -5.50  | 5.68      | 6.32      | -10.13 |
| Average List Price | \$193,026 | \$192,201 | 0.43   | \$182,867 | \$176,642 | 3.52   |
| Median List Price  | \$175,000 | \$174,900 | 0.06   | \$168,500 | \$162,900 | 3.44   |
| Average Sale Price | \$165,960 | \$152,086 | 9.12   | \$165,686 | \$156,531 | 5.85   |
| Median Sale Price  | \$155,000 | \$149,500 | 3.68   | \$156,500 | \$149,000 | 5.03   |
| Average CDOM       | 111       | 129       | -13.95 | N/A       | N/A       | N/A    |
| Median CDOM        | 69        | 73        | -5.48  | 66        | 66        | 0.00   |

| Sold Listings   |            |      |       |              |      |       | Pending Listings |            |      |        |              |      |       |
|-----------------|------------|------|-------|--------------|------|-------|------------------|------------|------|--------|--------------|------|-------|
|                 | This Month |      |       | Year to Date |      |       |                  | This Month |      |        | Year to Date |      |       |
|                 | 2015       | 2014 | % Chg | 2015         | 2014 | % Chg |                  | 2015       | 2014 | % Chg  | 2015         | 2014 | % Chg |
| 0-29,999        | 3          | 5    | -40.0 | 37           | 53   | -30.2 | 0-29,999         | 1          | 4    | -75.0  | 29           | 41   | -29.3 |
| 30,000-39,999   | 5          | 3    | 66.7  | 50           | 71   | -29.6 | 30,000-39,999    | 6          | 4    | 50.0   | 47           | 53   | -11.3 |
| 40,000-49,999   | 5          | 10   | -50.0 | 68           | 71   | -4.2  | 40,000-49,999    | 3          | 4    | -25.0  | 66           | 72   | -8.3  |
| 50,000-59,999   | 6          | 9    | -33.3 | 97           | 93   | 4.3   | 50,000-59,999    | 9          | 7    | 28.6   | 84           | 82   | 2.4   |
| 60,000-69,999   | 7          | 6    | 16.7  | 89           | 103  | -13.6 | 60,000-69,999    | 8          | 5    | 60.0   | 99           | 111  | -10.8 |
| 70,000-79,999   | 9          | 10   | -10.0 | 88           | 128  | -31.2 | 70,000-79,999    | 8          | 5    | 60.0   | 89           | 109  | -18.3 |
| 80,000-89,999   | 16         | 13   | 23.1  | 145          | 110  | 31.8  | 80,000-89,999    | 12         | 8    | 50.0   | 130          | 107  | 21.5  |
| 90,000-99,999   | 12         | 13   | -7.7  | 131          | 133  | -1.5  | 90,000-99,999    | 7          | 6    | 16.7   | 125          | 146  | -14.4 |
| 100,000-119,999 | 22         | 23   | -4.3  | 312          | 277  | 12.6  | 100,000-119,999  | 27         | 18   | 50.0   | 306          | 243  | 25.9  |
| 120,000-139,999 | 26         | 29   | -10.3 | 386          | 401  | -3.7  | 120,000-139,999  | 27         | 23   | 17.4   | 395          | 402  | -1.7  |
| 140,000-159,999 | 23         | 32   | -28.1 | 381          | 421  | -9.5  | 140,000-159,999  | 28         | 23   | 21.7   | 396          | 414  | -4.3  |
| 160,000-179,999 | 26         | 27   | -3.7  | 367          | 363  | 1.1   | 160,000-179,999  | 13         | 25   | -48.0  | 381          | 388  | -1.8  |
| 180,000-199,999 | 22         | 28   | -21.4 | 284          | 266  | 6.8   | 180,000-199,999  | 19         | 24   | -20.8  | 309          | 292  | 5.8   |
| 200,000-249,999 | 46         | 41   | 12.2  | 545          | 440  | 23.9  | 200,000-249,999  | 33         | 46   | -28.3  | 550          | 463  | 18.8  |
| 250,000-299,999 | 24         | 14   | 71.4  | 294          | 226  | 30.1  | 250,000-299,999  | 20         | 14   | 42.9   | 310          | 245  | 26.5  |
| 300,000-399,999 | 11         | 8    | 37.5  | 138          | 109  | 26.6  | 300,000-399,999  | 7          | 4    | 75.0   | 145          | 105  | 38.1  |
| 400,000-499,999 | 1          | 0    | N/A   | 19           | 23   | -17.4 | 400,000-499,999  | 0          | 1    | -100.0 | 22           | 28   | -21.4 |
| 500,000+        | 1          | 0    | N/A   | 10           | 4    | 150.0 | 500,000+         | 2          | 0    | N/A    | 12           | 6    | 100.0 |
| Totals          | 265        | 271  | -2.2  | 3441         | 3292 | 4.5   | Totals           | 230        | 221  | 4.1    | 3495         | 3307 | 5.7   |

| Active Listings |            |      |       |              |      |       | New Listings    |            |      |       |              |      |       |
|-----------------|------------|------|-------|--------------|------|-------|-----------------|------------|------|-------|--------------|------|-------|
|                 | This Month |      |       | Year to Date |      |       |                 | This Month |      |       | Year to Date |      |       |
|                 | 2015       | 2014 | % Chg | 2015         | 2014 | % Chg |                 | 2015       | 2014 | % Chg | 2015         | 2014 | % Chg |
| 0-29,999        | 16         | 21   | -23.8 | 62           | 84   | -26.2 | 0-29,999        | 5          | 3    | 66.7  | 40           | 58   | -31.0 |
| 30,000-39,999   | 20         | 25   | -20.0 | 83           | 88   | -5.7  | 30,000-39,999   | 8          | 2    | 300.0 | 61           | 60   | 1.7   |
| 40,000-49,999   | 21         | 24   | -12.5 | 101          | 114  | -11.4 | 40,000-49,999   | 7          | 7    | 0.0   | 77           | 85   | -9.4  |
| 50,000-59,999   | 34         | 35   | -2.9  | 139          | 154  | -9.7  | 50,000-59,999   | 5          | 11   | -54.5 | 105          | 125  | -16.0 |
| 60,000-69,999   | 49         | 44   | 11.4  | 179          | 206  | -13.1 | 60,000-69,999   | 11         | 8    | 37.5  | 134          | 154  | -13.0 |
| 70,000-79,999   | 59         | 47   | 25.5  | 194          | 224  | -13.4 | 70,000-79,999   | 13         | 10   | 30.0  | 152          | 156  | -2.6  |
| 80,000-89,999   | 55         | 74   | -25.7 | 245          | 254  | -3.5  | 80,000-89,999   | 14         | 10   | 40.0  | 172          | 182  | -5.5  |
| 90,000-99,999   | 61         | 54   | 13.0  | 214          | 247  | -13.4 | 90,000-99,999   | 4          | 5    | -20.0 | 168          | 177  | -5.1  |
| 100,000-119,999 | 114        | 97   | 17.5  | 495          | 432  | 14.6  | 100,000-119,999 | 23         | 20   | 15.0  | 406          | 329  | 23.4  |
| 120,000-139,999 | 144        | 145  | -0.7  | 637          | 643  | -0.9  | 120,000-139,999 | 23         | 28   | -17.9 | 502          | 491  | 2.2   |
| 140,000-159,999 | 136        | 155  | -12.3 | 636          | 689  | -7.7  | 140,000-159,999 | 26         | 30   | -13.3 | 487          | 531  | -8.3  |
| 160,000-179,999 | 141        | 158  | -10.8 | 626          | 657  | -4.7  | 160,000-179,999 | 24         | 18   | 33.3  | 488          | 525  | -7.0  |
| 180,000-199,999 | 152        | 149  | 2.0   | 563          | 557  | 1.1   | 180,000-199,999 | 22         | 20   | 10.0  | 419          | 410  | 2.2   |
| 200,000-249,999 | 274        | 298  | -8.1  | 1024         | 972  | 5.3   | 200,000-249,999 | 48         | 55   | -12.7 | 739          | 710  | 4.1   |
| 250,000-299,999 | 198        | 177  | 11.9  | 665          | 569  | 16.9  | 250,000-299,999 | 20         | 20   | 0.0   | 496          | 435  | 14.0  |
| 300,000-399,999 | 102        | 94   | 8.5   | 340          | 312  | 9.0   | 300,000-399,999 | 9          | 10   | -10.0 | 248          | 220  | 12.7  |
| 400,000-499,999 | 25         | 22   | 13.6  | 73           | 83   | -12.0 | 400,000-499,999 | 1          | 3    | -66.7 | 52           | 56   | -7.1  |
| 500,000+        | 28         | 26   | 7.7   | 70           | 59   | 18.6  | 500,000+        | 3          | 1    | 200.0 | 44           | 27   | 63.0  |
| Totals          | 1629       | 1645 | -1.0  | 6346         | 6344 | 0.0   | Totals          | 266        | 261  | 1.9   | 4790         | 4731 | 1.2   |

Information is deemed to be reliable, but is not guaranteed. © 2016 MLS and FBS. Prepared by AMANDA Elizabeth WOODS on Tuesday, November 15, 2016 10:50 AM.